



Slotted Hex Nuts

Slotted to allow
for easy cotter pin
installation.

Slotted Hex Nuts are used to secure front wheel bearings or wheel hubs to the spindles of trucks or cars. This style of fastener is designed to be used with a cotter pin and a bolt, screw, or stud that has received a drilled hole in its threads. Once the nut has been tightened, the cotter pin is then inserted through the slots of the hex nut and the hole of the drilled bolt, screw, or stud to create a locking action that will prevent the nut from spinning free or loosening over time.

PRODUCT ATTRIBUTES

Sizes range from 1/4" to 3" in diameter
Available in grade 8 for added strength and durability
Slotted to allow for easy cotter pin installation
Replaces standard lock nuts

MARKETS FOR SLOTTED HEX NUTS

Heavy Truck Assemblies
Diesel Engine Assemblies
Construction Equipment

THIS PRODUCT IS OFTEN CALLED...

Castle Nut
Spindle Nut
Slotted Nut

*The specifications shown on this sheet are not intended to be used in the production of parts. Earnest Machine is not responsible or liable in any manner for any production errors and we certify the information present on this specification sheet is correct to the best of our knowledge. ©2022 Earnest Machine Products



ADDITIONAL SLOTTED PRODUCT WE SUPPLY

Slotted Hex Jam Nut
Thick Slotted Hex Nut
Castle Nut
Heavy Hex Slotted Nut
Heavy Hex Slotted Jam Nut

AVAILABLE VALUE ADDED SERVICES

Bulk, full & broken case quantities
Secondary & rework services available
Custom packaging services
Custom plating and coating

BACKED BY THE EARNEST
Service
GUARANTEE

**The right part.
The right quantity.
On time.
Every time.**

GRADE 8 SLOTTED HEX NUTS

Slotted Hex Nuts are manufactured in accordance with the latest revision of the following industry standards:

- ASME B18.2.2** Dimensional Requirements
- SAE J995** Material and Strength Level
- ASME B1.1** Thread Requirements
- SAE J122** Surface Discontinuities
- ASME B18.18** Inspection and Quality Assurance

THREADS

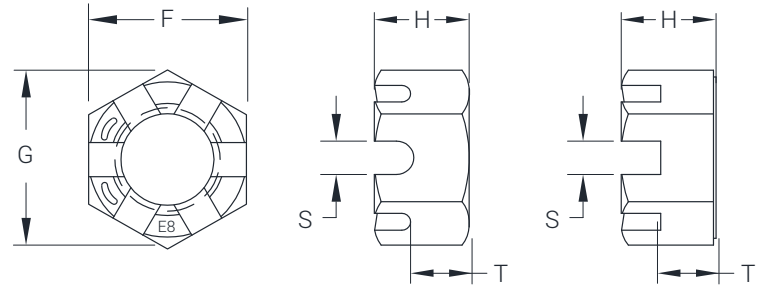
Threads made to requirements of ASME B1.1 Unified Threads (UNC and UNF) Class 2B
Thread acceptance per ASME B1.3, System 21

PLATING

- Plain
- Zinc Clear (RoHS compliant Cr3+)
- Zinc Yellow

MATERIAL AND PHYSICAL PROPERTIES

Grade 8



Chemical Composition

CARBON (C)	MANGANESE (Mn)	PHOSPHORUS (P)	SULFUR (S)
Max	Min	Max	Max
0.55	0.30	0.04	0.05

Hardness Level

DIAMETER	SAE J995 GRADE 8
1/4 - 5/8	HRC 24/32
3/4 - 1	HRC 25/34
1 1/8 - 3	HRC 26/36

Proof Load Strength

SAE J995 GRADE 8
120,000 psi min

DIMENSIONS FOR GRADE 8 SLOTTED HEX NUTS

SIZE	WIDTH ACROSS FLATS (F)			THICKNESS (H)		WIDTH ACROSS CORNERS (G)		UNSLOTTED THICKNESS (T)		SLOT WIDTH (S)	
	NOM	MAX	MIN	MAX	MIN	MAX	MIN	MAX	MIN	MAX	MIN
1/4	7/16	0.438	0.428	0.226	0.212	0.505	0.488	0.14	0.12	0.10	0.07
5/16	1/2	0.500	0.489	0.273	0.258	0.577	0.557	0.18	0.16	0.12	0.09
3/8	9/16	0.562	0.551	0.337	0.320	0.650	0.628	0.21	0.19	0.15	0.12
7/16	11/16	0.688	0.675	0.385	0.365	0.794	0.768	0.23	0.21	0.15	0.12
1/2	3/4	0.750	0.736	0.448	0.427	0.866	0.840	0.29	0.27	0.18	0.15
9/16	7/8	0.875	0.861	0.496	0.473	1.010	0.982	0.31	0.29	0.18	0.15
5/8	15/16	0.938	0.922	0.559	0.535	1.083	1.051	0.34	0.32	0.24	0.18
3/4	1-1/8	1.125	1.088	0.665	0.617	1.299	1.240	0.40	0.38	0.24	0.18
7/8	1-5/16	1.312	1.269	0.776	0.724	1.516	1.447	0.52	0.49	0.24	0.18
1	1-1/2	1.500	1.450	0.887	0.831	1.732	1.653	0.59	0.56	0.30	0.24
1 1/8	1-11/16	1.688	1.631	0.999	0.939	1.949	1.859	0.64	0.61	0.33	0.24
1 1/4	1-7/8	1.875	1.812	1.094	1.030	2.165	2.066	0.70	0.67	0.40	0.31
1 3/8	2-1/16	2.062	1.994	1.206	1.138	2.382	2.273	0.82	0.78	0.40	0.31
1 1/2	2-1/4	2.250	2.175	1.317	1.245	2.598	2.480	0.86	0.82	0.46	0.37
1 5/8	2-7/16	2.438	2.356	1.444	1.353	2.815	2.686	0.97	0.93	0.46	0.37
1 3/4	2-5/8	2.625	2.538	1.540	1.460	3.031	2.893	1.02	0.98	0.52	0.43
1 7/8	2-13/16	2.812	2.718	1.667	1.567	3.248	3.100	1.07	1.03	0.52	0.43
2	3	3.000	2.900	1.763	1.675	3.464	3.306	1.19	1.14	0.52	0.43
2 1/4	3-3/8	3.375	3.262	1.986	1.890	3.897	3.719	1.39	1.34	0.52	0.43
2 1/2	3-3/4	3.750	3.625	2.209	2.104	4.330	4.133	1.48	1.43	0.64	0.55
2 3/4	4-1/8	4.125	3.988	2.431	2.319	4.763	4.546	1.70	1.64	0.64	0.55
3	4-1/2	4.500	4.350	2.685	2.534	5.196	4.959	1.89	1.83	0.71	0.62

GRADE 5 SLOTTED HEX NUTS

Slotted Hex Nuts are manufactured in accordance with the latest revision of the following industry standards:

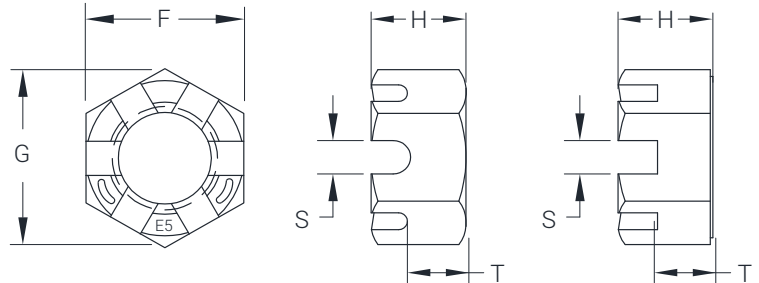
- ASME B18.2.2** Dimensional Requirements
- SAE J995** Material and Strength Level
- ASME B1.1** Thread Requirements
- SAE J122** Surface Discontinuities
- ASME B18.18** Inspection and Quality Assurance

THREADS

Threads made to requirements of ASME B1.1 Unified Threads (UNC and UNF) Class 2B
Thread acceptance per ASME B1.3, System 21

PLATING

- Plain
- Zinc Clear (RoHS compliant Cr3+)
- Zinc Yellow

MATERIAL AND PHYSICAL PROPERTIES
Grade 5

Chemical Composition

CARBON (C)	MANGANESE (Mn)	PHOSPHORUS (P)	SULFUR (S)
Max	Min	Max	Max
0.55	0.30	0.05	0.15

Hardness Level

SAE J995 GRADE 5
HRC 32 Max

Proof Load Strength

SAE J995 GRADE 5 DIAMETER	COARSE THREAD	FINE THREAD
1/4 - 1	96,000 psi min	87,000 psi min
1 1/8 - 3	84,000 psi min	75,000 psi min

DIMENSIONS FOR GRADE 5 SLOTTED HEX NUTS

SIZE	WIDTH ACROSS FLATS (F)			THICKNESS (H)		WIDTH ACROSS CORNERS (G)		UNSLOTTED THICKNESS (T)		SLOT WIDTH (S)	
	NOM	MAX	MIN	MAX	MIN	MAX	MIN	MAX	MIN	MAX	MIN
1/4	7/16	0.438	0.428	0.226	0.212	0.505	0.488	0.14	0.12	0.10	0.07
5/16	1/2	0.500	0.489	0.273	0.258	0.577	0.557	0.18	0.16	0.12	0.09
3/8	9/16	0.562	0.551	0.337	0.320	0.650	0.628	0.21	0.19	0.15	0.12
7/16	11/16	0.688	0.675	0.385	0.365	0.794	0.768	0.23	0.21	0.15	0.12
1/2	3/4	0.750	0.736	0.448	0.427	0.866	0.840	0.29	0.27	0.18	0.15
9/16	7/8	0.875	0.861	0.496	0.473	1.010	0.982	0.31	0.29	0.18	0.15
5/8	15/16	0.938	0.922	0.559	0.535	1.083	1.051	0.34	0.32	0.24	0.18
3/4	1-1/8	1.125	1.088	0.665	0.617	1.299	1.240	0.40	0.38	0.24	0.18
7/8	1-5/16	1.312	1.269	0.776	0.724	1.516	1.447	0.52	0.49	0.24	0.18
1	1-1/2	1.500	1.450	0.887	0.831	1.732	1.653	0.59	0.56	0.30	0.24
1 1/8	1-11/16	1.688	1.631	0.999	0.939	1.949	1.859	0.64	0.61	0.33	0.24
1 1/4	1-7/8	1.875	1.812	1.094	1.030	2.165	2.066	0.70	0.67	0.40	0.31
1 3/8	2-1/16	2.062	1.994	1.206	1.138	2.382	2.273	0.82	0.78	0.40	0.31
1 1/2	2-1/4	2.250	2.175	1.317	1.245	2.598	2.480	0.86	0.82	0.46	0.37
1 5/8	2-7/16	2.438	2.356	1.444	1.353	2.815	2.686	0.97	0.93	0.46	0.37
1 3/4	2-5/8	2.625	2.538	1.540	1.460	3.031	2.893	1.02	0.98	0.52	0.43
1 7/8	2-13/16	2.812	2.718	1.667	1.567	3.248	3.100	1.07	1.03	0.52	0.43
2	3	3.000	2.900	1.763	1.675	3.464	3.306	1.19	1.14	0.52	0.43
2 1/4	3-3/8	3.375	3.262	1.986	1.890	3.897	3.719	1.39	1.34	0.52	0.43
2 1/2	3-3/4	3.750	3.625	2.209	2.104	4.330	4.133	1.48	1.43	0.64	0.55
2 3/4	4-1/8	4.125	3.988	2.431	2.319	4.763	4.546	1.70	1.64	0.64	0.55
3	4-1/2	4.500	4.350	2.685	2.534	5.196	4.959	1.89	1.83	0.71	0.62

GRADE 2/CARBON STEEL SLOTTED HEX NUTS

Slotted Hex Nuts are manufactured in accordance with the latest revision of the following industry standards:

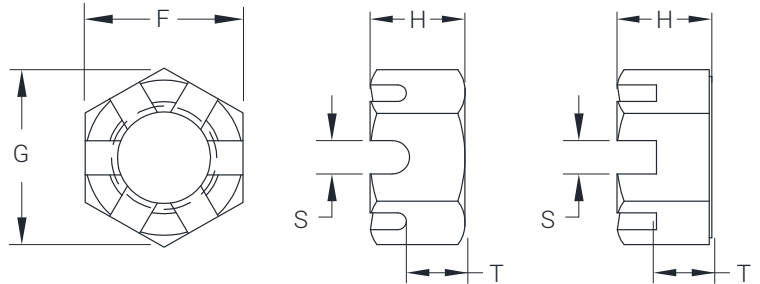
ASME B18.2.2	Dimensional Requirements
SAE J995	Material and Strength Level
ASTM A563	Material and Strength Level
ASME B1.1	Thread Requirements
SAE J122	Surface Discontinuities
ASME B18.18	Inspection and Quality Assurance

THREADS

Threads made to requirements of ASME B1.1 Unified Threads (UNC and UNF) Class 2B
Thread acceptance per ASME B1.3, System 21

PLATING

Plain
Zinc Clear (RoHS compliant Cr3+)

MATERIAL AND PHYSICAL PROPERTIES
Grade 2/Carbon Steel

Chemical Composition

CARBON (C)	PHOSPHORUS (P)	SULFUR (S)
Max	Max	Max
0.55	0.12	0.15

Hardness Level

SAE J995 GRADE 2
HRC 32 Max

Proof Load Strength

SAE J995 GRADE 2 DIAMETER	COARSE THREAD	FINE THREAD
1/4 - 3	71,000 psi min	65,000 psi min

DIMENSIONS FOR GRADE 2/CARBON STEEL SLOTTED HEX NUTS

SIZE	WIDTH ACROSS FLATS (F)			THICKNESS (H)		WIDTH ACROSS CORNERS (G)		UNSLOTTED THICKNESS (T)		SLOT WIDTH (S)	
	NOM	MAX	MIN	MAX	MIN	MAX	MIN	MAX	MIN	MAX	MIN
1/4	7/16	0.438	0.428	0.226	0.212	0.505	0.488	0.14	0.12	0.10	0.07
5/16	1/2	0.500	0.489	0.273	0.258	0.577	0.557	0.18	0.16	0.12	0.09
3/8	9/16	0.562	0.551	0.337	0.320	0.650	0.628	0.21	0.19	0.15	0.12
7/16	11/16	0.688	0.675	0.385	0.365	0.794	0.768	0.23	0.21	0.15	0.12
1/2	3/4	0.750	0.736	0.448	0.427	0.866	0.840	0.29	0.27	0.18	0.15
9/16	7/8	0.875	0.861	0.496	0.473	1.010	0.982	0.31	0.29	0.18	0.15
5/8	15/16	0.938	0.922	0.559	0.535	1.083	1.051	0.34	0.32	0.24	0.18
3/4	1-1/8	1.125	1.088	0.665	0.617	1.299	1.240	0.40	0.38	0.24	0.18
7/8	1-5/16	1.312	1.269	0.776	0.724	1.516	1.447	0.52	0.49	0.24	0.18
1	1-1/2	1.500	1.450	0.887	0.831	1.732	1.653	0.59	0.56	0.30	0.24
1 1/8	1-11/16	1.688	1.631	0.999	0.939	1.949	1.859	0.64	0.61	0.33	0.24
1 1/4	1-7/8	1.875	1.812	1.094	1.030	2.165	2.066	0.70	0.67	0.40	0.31
1 3/8	2-1/16	2.062	1.994	1.206	1.138	2.382	2.273	0.82	0.78	0.40	0.31
1 1/2	2-1/4	2.250	2.175	1.317	1.245	2.598	2.480	0.86	0.82	0.46	0.37
1 5/8	2-7/16	2.438	2.356	1.444	1.353	2.815	2.686	0.97	0.93	0.46	0.37
1 3/4	2-5/8	2.625	2.538	1.540	1.460	3.031	2.893	1.02	0.98	0.52	0.43
1 7/8	2-13/16	2.812	2.718	1.667	1.567	3.248	3.100	1.07	1.03	0.52	0.43
2	3	3.000	2.900	1.763	1.675	3.464	3.306	1.19	1.14	0.52	0.43
2 1/4	3-3/8	3.375	3.262	1.986	1.890	3.897	3.719	1.39	1.34	0.52	0.43
2 1/2	3-3/4	3.750	3.625	2.209	2.104	4.330	4.133	1.48	1.43	0.64	0.55
2 3/4	4-1/8	4.125	3.988	2.431	2.319	4.763	4.546	1.70	1.64	0.64	0.55
3	4-1/2	4.500	4.350	2.685	2.534	5.196	4.959	1.89	1.83	0.71	0.62